









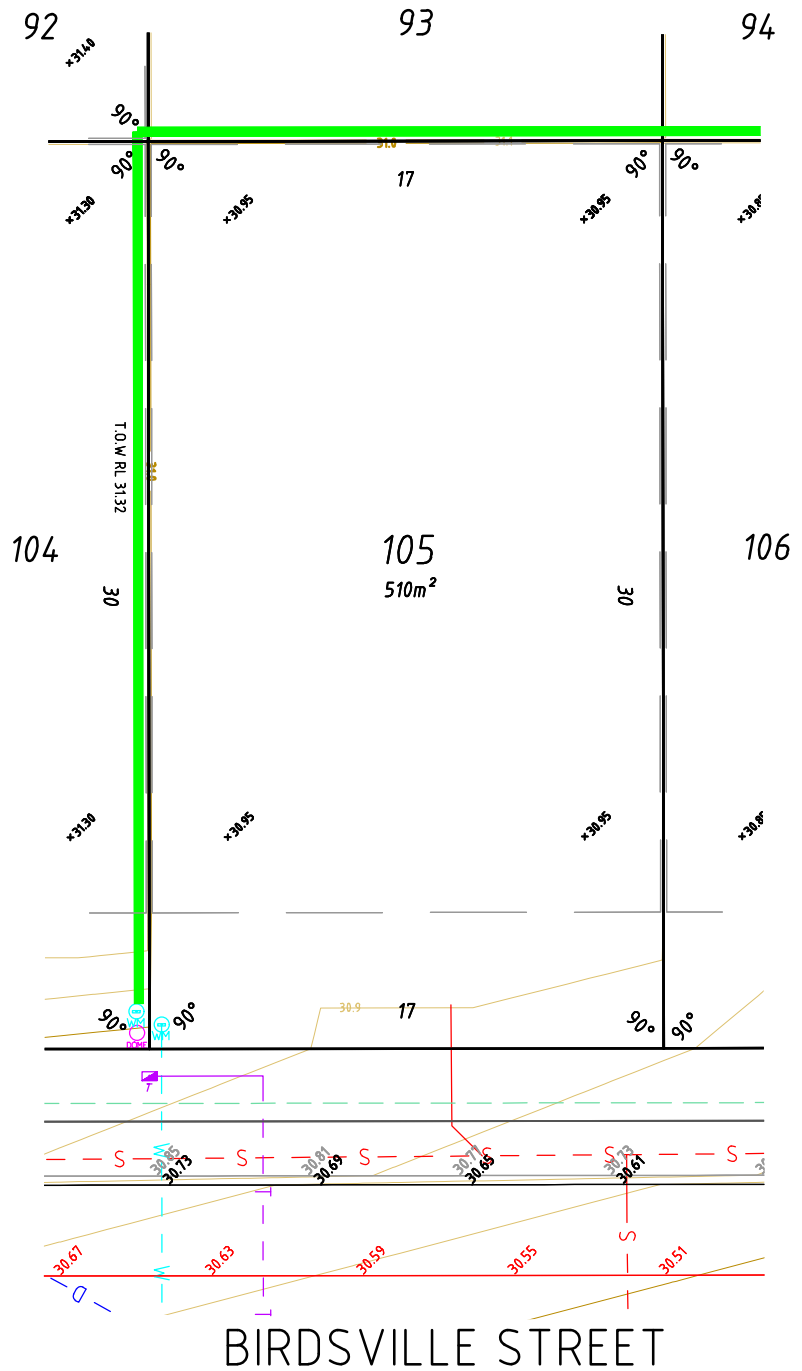


# LEGEND

- ROAD CENTRELINE
- KERB TOP
- KERB BOTTOM
- FOOTPATH
- RETAINING/PLINTH WALL
- PAD EXTENT
- E ELECTRIC CABLE U/G
- T TELECOM CABLE U/G
- W WATER PIPE U/G
- S SEWER PIPE U/G
- D DRAINAGE PIPE U/G
- SUBSOIL PIPE U/G
- BOUNDARY LINE
-  WATER METER
- + PAD LEVEL
-  DRAINAGE MANHOLE / STRUCTURE
-  SEWER MANHOLE
-  ELECTRIC LIGHT POLE
-  ELECTRIC DOME
-  TELECOM PIT OR BOX
-  WATER VALVE
-  WATER HYDRANT
-  SUBSOIL STRUCTURE
-  STEPS/STAIRS



## NOTES

The service and engineering information shown is from design drawings and should not be construed as being the "As-Constructed" details.

It is acknowledged that the dimensions and areas, as well as the location of services and the existence and width of easements are subject to change in accordance with the requirements of any relative Authority. The particulars of this plan are supplied for information only representing the facts at the time of printing and may change. The particulars shall not be taken as a representation in any respect on the Vendor or its Agent. Authorities should be consulted in relation to any limitations or requirements as building restrictions may apply.

SCALE 1:250



ALL DISTANCES ARE IN METRES

|                        |                  |
|------------------------|------------------|
| Survey Date: N/A       | Surveyed By: N/A |
| Drawn Date: 04/09/2017 | Drawn By: TVW    |
| Scale (A4): 1:250      | Approved By: STP |
| Hor Datum: PCG94       | Vert Datum: AHD  |



WESTERN AUSTRALIA  
T 08 6241 3333  
veris.wa@veris.com.au  
www.veris.com.au



DEVELOP WITH CONFIDENCE™

## DESIGN SITE PLAN

LOT 105 BIRDSVILLE STREET  
ARIELLA PRIVATE ESTATE  
BRABHAM

This plan must not be reproduced without the permission of VERIS

|   |
|---|
| Data File: VARIOUS  |
| CAD File: 170831_Ariella_Estate_St4_DSP_Master.dwg          |
| Path: S:\Projects\16\16561\survey\design site plans\Stage 4 |

Client: CEDAR WOODS

| Job No       | Item No | Plan No  | Rev |
|--------------|---------|----------|-----|
| 16561 - 000  | -       | 219 - 00 |     |
| Sheet 1 of 1 |         |          |     |

